

# CHECKLIST



**PRO SPACER**

Date .....

**INQUIRY**

**ORDER**

**Please fill out all the spaces below and forward the checklist to your distributor!\***

Address: ..... Phone | Fax: .....

..... e-Mail: .....

.....

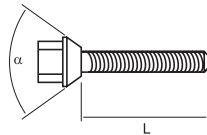
**CAR-INFO:**

Make: ..... Year: .....

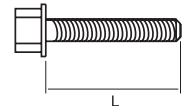
Model: ..... Number of holes in the wheel:  3  4  5

**Please inspect and measure the existing wheel lug bolts or studs to determine the bolt head style | size, thread diameter, shaft-length and pitch:**

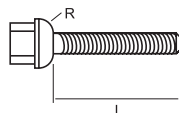
Taper Head Bolt 60°  
 with loose taper



Flat Head Bolt



Round Head Bolt  
(VAG-original-wheels)  
 with loose round head collar



Wheel Stud  
(Included in delivery. - Please pay attention to the catalogue- or internet-notes)

**Shaft-Length (L - required!):** ..... mm

**I would like to install following sizes of Eibach-Pro-Spacer:**

Front Axle ..... mm per side | Rear Axle ..... mm per side

**Please fill out with our material-numbers:**

**FRONT AXLE**

Pro-Spacer-No.: ..... Bolt-No.: .....

**REAR AXLE**

Pro-Spacer-No.: ..... Bolt-No.: .....

\* distributor-list and catalogue at [eibach.com](http://eibach.com)